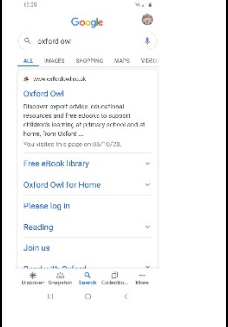
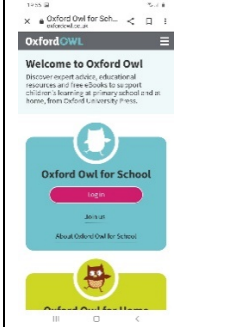
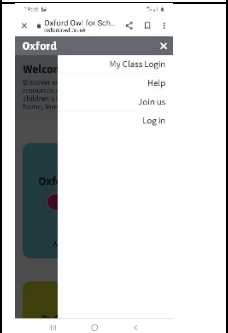
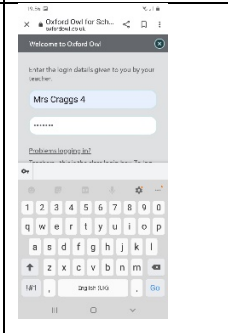
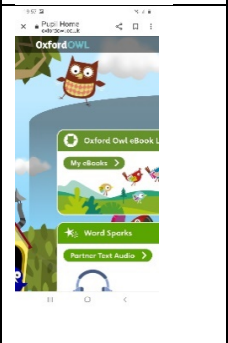
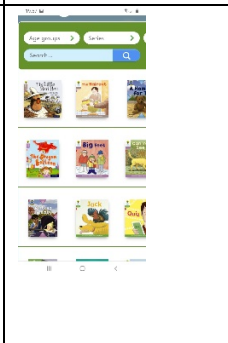
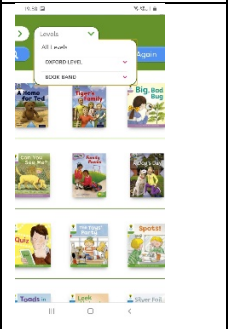

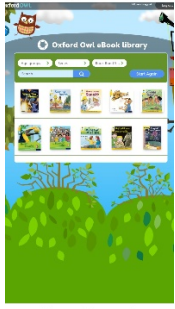


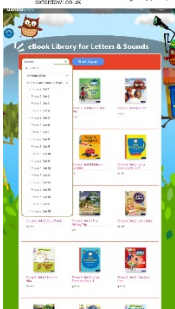


Oxford Owls

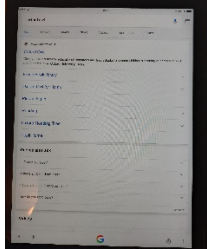
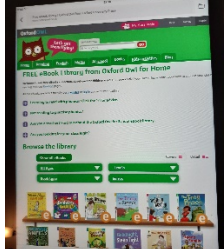
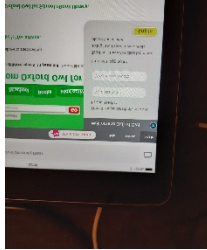
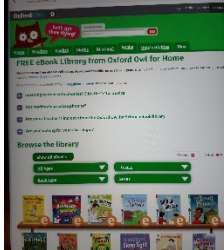
Hopefully these instructions might help those of you who haven't managed to log in to Oxford Owls on your mobile phone or tablet yet so that you can read school books with your child at home. Please record when your child has read on See-Saw so that we can still reward them with our Reading Challenge Award after thirty reads on thirty days.

Mobile Phone

	<p>1. Type Oxford Owl into Google. Click on the main title – Oxford Owl.</p>		<p>2. This page will come up. Click on the white lines in the top right corner. (DO NOT click on the Oxford Owl for School)</p>
	<p>3. This menu appears. Click on My Class Login</p>		<p>4. Type Mrs Craggs 4 on My class name. Type Reading on My class password.</p>
	<p>5. This page appears. You need to make the page smaller to see the whole screen. Click on Oxford Owl eBook Library.</p>		<p>6. Again you may need to make the page smaller. Click on Levels.</p>
	<p>7. Click on BOOK BAND.</p>		<p>8. Book Band colours will appear. Select the one that your teacher advised.</p>

	<p>9. Books will appear. Click on one of the books.</p>		<p>10. To turn the page, click on the blue arrows at the bottom right of the page. To hear the book being read, click the green arrow in the bottom left of the page.</p>
	<p>11. We have also subscribed to eBook Library for Letters and Sounds.</p>		<p>12. Click on the Letters and Sounds Phase. We are revising Phase 3 and 4 in school but some children will remember Phase 5. The blue bird box takes you back to the home page.</p>

On a **tablet** the login is slightly different.

	<p>1. Type Oxford Owl into Google. Click on Free eBook library.</p>		<p>2. Click on My class login (It's pink on my tablet) DO NOT go to Log in (Grey, right hand corner)</p>
	<p>3. Type Mrs Craggs 4 in My class name. Type Reading in My class password. Press Log in. If it doesn't take you to the next page just go back a page and press Free eBook library again, it should have then logged you in.</p>		<p>4. Click on levels.</p>

	<p>Click on Book Band</p>		<p>Click on the colour that your teacher advised you to share.</p>
	<p>Books will appear. Select the one that you wish to share by clicking on the book and then click Read eBook.</p>		<p>To turn the page, click on the arrows at the bottom right of the page. To hear the book being read, click the audio arrow in the bottom middle of the page.</p>

I hope that this helps. Thank you for your interest and time. Remember that all reading is valuable and to become a better reader your child needs to read. Don't worry if you can't use Oxford Owls - any books from home, cereal packets, sign posts, letters from Grandma etc are useful and give your child confidence to read in the real world, not just school books.